



KRUSHAK ODISHA

Farmer Registration Handout

1. OVERVIEW

The Department of Agriculture and Farmer Empowerment (DA&FE) aims at creating a Unified Farmer Database in the name of Krushak Odisha Portal which will help in achieving the below mentioned objective. The project helps to digitize the farm economy and to store unified farmer data in the Krushak Odisha, Odisha's farmer database.

2. CHECK YOUR STATUS

To check the status of farmer registration, enter the Aadhaar No. of the farmer in the textbox under **Know Your Status** section and click the **Submit** button-

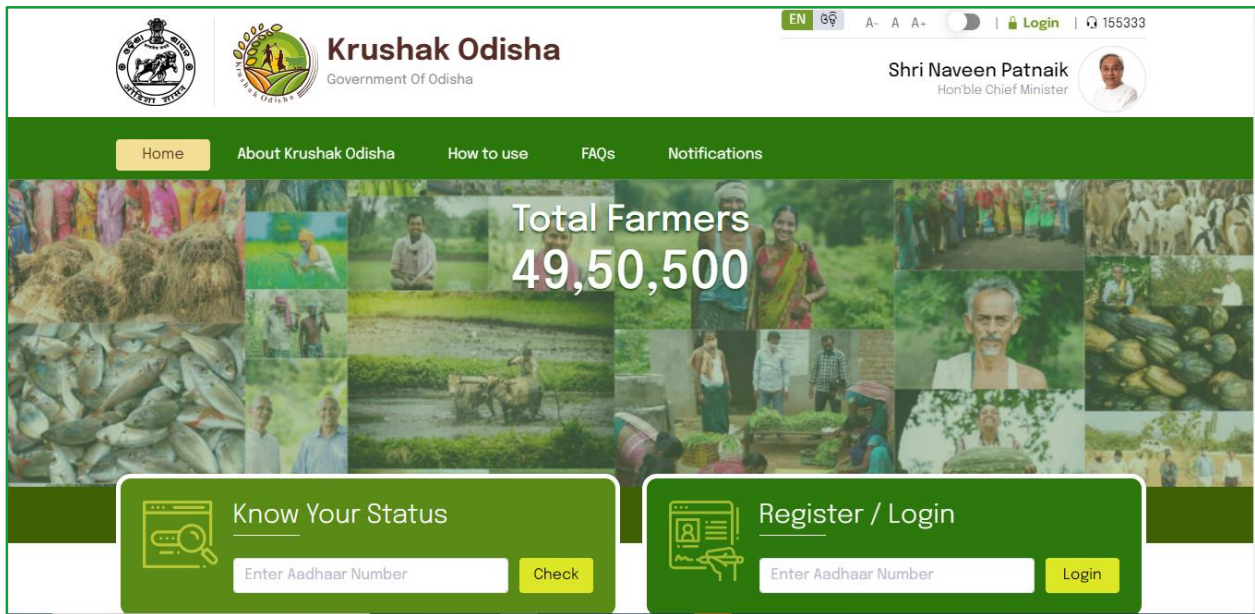
If your Aadhaar is already registered, then the system will ask to directly login to the portal.

If your Aadhaar is not registered yet, then you need to proceed with the registration process.

3. REGISTER/LOGIN

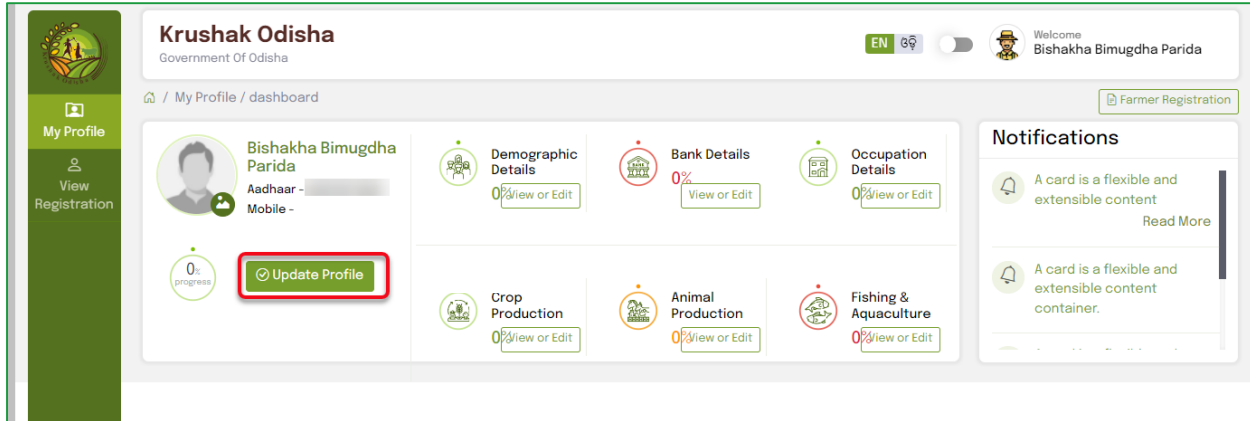
1. Farmer can Register/ Login through the website by entering the **Aadhaar number**
2. Farmer has to enter the **OTP** sent to his **mobile number** with Aadhaar

3. Click on **Login** button.
4. Once logged in, User can update his profile through **My Profile** section.



4. UPDATE PROFILE

1. Farmer can update his details from the **My Profile** section
2. The details that could be updated are
 - a. Demography details
 - b. Bank Details
 - c. Occupation details
3. Based on the **Activities** the farmer is involved, he/she can update the below details
 - a. Crop Production details
 - b. Animal production details
 - c. Fishery & Aquaculture details
 - d. Forestry details
4. Enter all the field details in the respective screen that are marked mandatory.



5. UPDATE MOBILE NUMBER

If the mobile number of the farmer is not registered against its Aadhaar, then the same needs to be updated.

To update mobile number, click the **Update Profile** option in the dashboard.

This will navigate you to the Demographic Details screen

Follow the steps-

The screenshot shows the 'My Profile / dashboard' page for a user named Bishakha Bimugdha Parida. The page is titled 'Krushak Odisha Government Of Odisha'. The user is logged in as 'Bishakha Bimugdha Parida'. The page has a sidebar with 'My Profile', 'View', and 'Registration' options. The main content area has three tabs: 'Demographic Details', 'Bank Details', and 'Occupation Details'. The 'Demographic Details' tab is active. The form contains the following fields:

- Applicant Name:** Bishakha Bimugdha Parida
- Aadhaar Number:** [Redacted]
- Gender:** Male Female Transgender
- Date of birth (As per Aadhaar):** [Redacted] June [Redacted]
- Mobile No:** [Empty text box] **Verify** button
- Own Mobile:** Yes
- Secondary Mobile number:** [Empty text box]
- Marital Status:** Select
- Social Categc.:** Select
- Residential Address:**
 - District:** Select
 - Block/NAC/ULB:** Select
 - Gram Panchayat/Ward:** Select
 - Village:** Select
 - Address:** Address goes here (Characters Remaining 0/200)

There is a photo upload section on the right with the text: "Please upload your recent colour passport size photo with a clear or light background and without mask and sunglasses. (Only .jpg, .jpeg and max. size 50kb)" and an "Upload" button.

At the bottom of the form, there are two buttons: "Save and Continue" and "Cancel".

- Enter the **Mobile Number** in the textbox given.
- Click the **Verify** button.

6. SAVE AND CONTINUE

1. After filling-in mandatory data in the respective fields in each screen, click the **Save and Continue** button to proceed further to the next page.

Krushak Odisha
Government Of Odisha

EN

Welcome Bishakha Bimugdha Parida

[/ My Profile / dashboard](#)

Farmer Registration

Demographic Details Bank Details Occupation Details

Applicant Name
Bishakha Bimugdha Parida

Aadhaar Number
[Redacted]

Gender
 Male Female Transgender

Date of birth (As per Aadhaar)
 June

Mobile No *

 Verify **Own Mobile**

Yes No

Secondary Mobile number

 Marital Status *

Select

Social Category *

Select

Residential Address

District *

Select

Block/NAC/ULB *

Select

Gram Panchayat/Ward *

Select

Village *

Select

Address

Address goes here

Characters Remaining 0/200

Please upload your recent colour passport size photo with a clear or light background and without mask and sunglasses. (Only .jpg, .jpeg and max. size 50kb)

Upload

Save and Continue

Cancel

7. UPLOAD DOCUMENTS

The farmer needs to upload his Caste Certificate in case his certificate number that he has provided is not valid

Krushak Odisha
Government Of Odisha

EN ୦୩ Welcome Sonali Mishra

Home / My Profile / demographic-details (*) Indicates Mandatory Farmer Registration

Cropping Land Details Animal Production Fishing & Aquaculture Forestry Documents

Registered Sale Deed * ⓘ

(Only .pdf, .jpg, .jpeg and max. size 500kb)

I hereby declare that the above information is true & correct to the best of my knowledge. If I have made any false, fraud or untrue statement, suppression or concealment, on the basis of which I have availed /will avail scheme benefit, the Government has right to take appropriate actions.

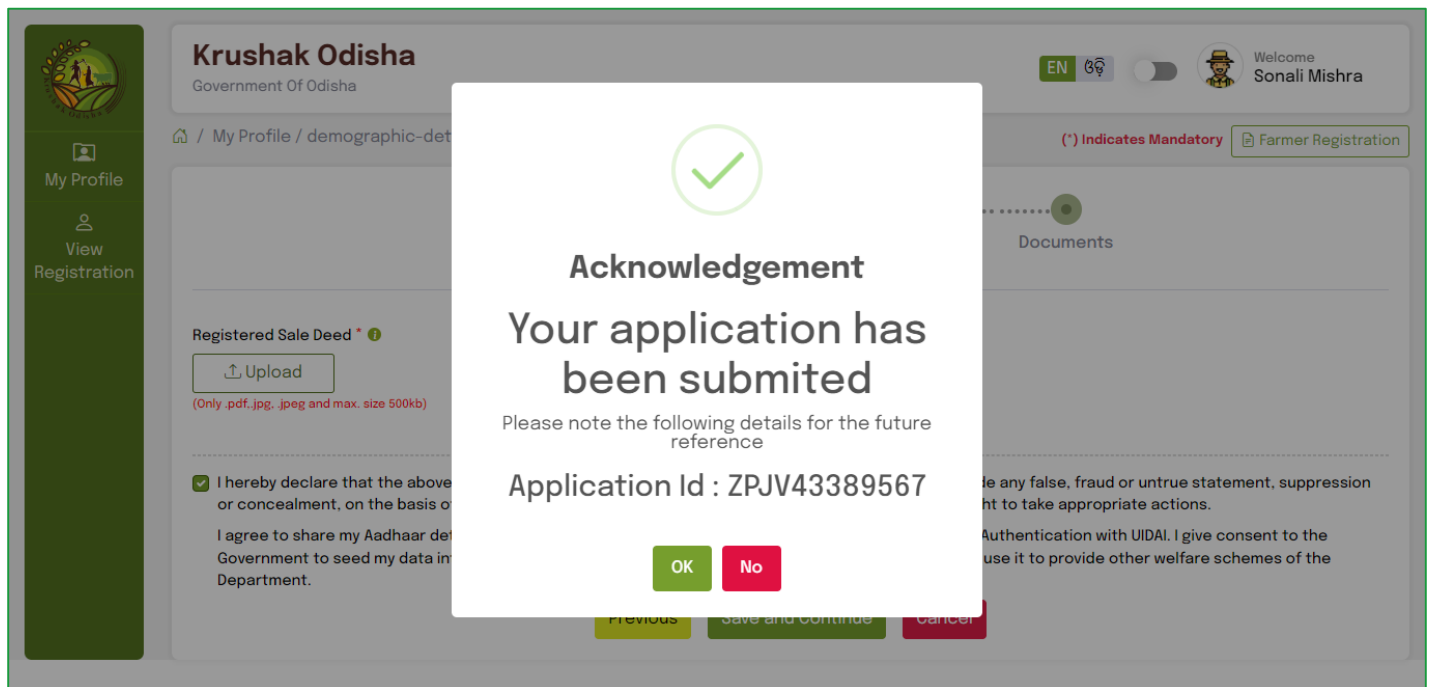
I agree to share my Aadhaar details and other information with Government for the purpose of Yes/No Authentication with UIDAI. I give consent to the Government to seed my data into the Krushak Odisha database, to make payment through the DBT and use it to provide other welfare schemes of the Department.

1. Farmer can upload the documents required & provide the consent.
2. Click on Save & Continue to submit the documents.

8. SUBMIT

After uploading the relative documents for completion of the registration process, an Acknowledgement is generated.

The application is submitted successfully.



The Application Id generated can be used for future reference.

Click OK.

